

MD Snapshot - Practice Checkup Overview

MD Snapshot-Practice Checkup is an educational, self-reflective tool that showcases Alberta physician data in relation to possible proxies of risk to performance. CPSA triangulates peer-reviewed literature, multivariate statistical models and years of research from the Collège des Médecins du Québec (CMQ) to determine areas of possible risk. The purpose of Practice Checkup is to continually look at opportunities for self-reflection based on these risk factors, as well as provide insight into mitigation strategies where applicable.

The tool is populated with your personal data and shows where you may stand in relation to other physicians in the province, as well as those who may fall within your peer-comparator group. We use three outcomes as proxies of risk:

1. **Non-dismissed complaints:** Number of complaints per registration year (up to June 2023). Excludes open, dismissed or withdrawn.
2. **Opioids:** Percentage of patients who received 90+ OMEs/day (OME=Oral Morphine Equivalents) in 2022. This percentage is calculated quarterly, out of patients who received ANY opioid prescription from a community pharmacy, prescribed by you. For a full list, see the Supporting Material in the MD Snapshot-Prescribing.
Link: [Oral Morphine Equivalents \(OME\) & Defined Daily Doses \(DDD\)](#).
3. **Benzodiazepines:** Percentage of patients who received 3+ DDDs/day (DDD=Defined Daily Dose) in 2022. This percentage is calculated quarterly, out of patients who received ANY benzodiazepine prescription from a community pharmacy, prescribed by you. For a full list, see the Supporting Material in the MD Snapshot-Prescribing.
Link: [Oral Morphine Equivalents \(OME\) & Defined Daily Doses \(DDD\)](#).

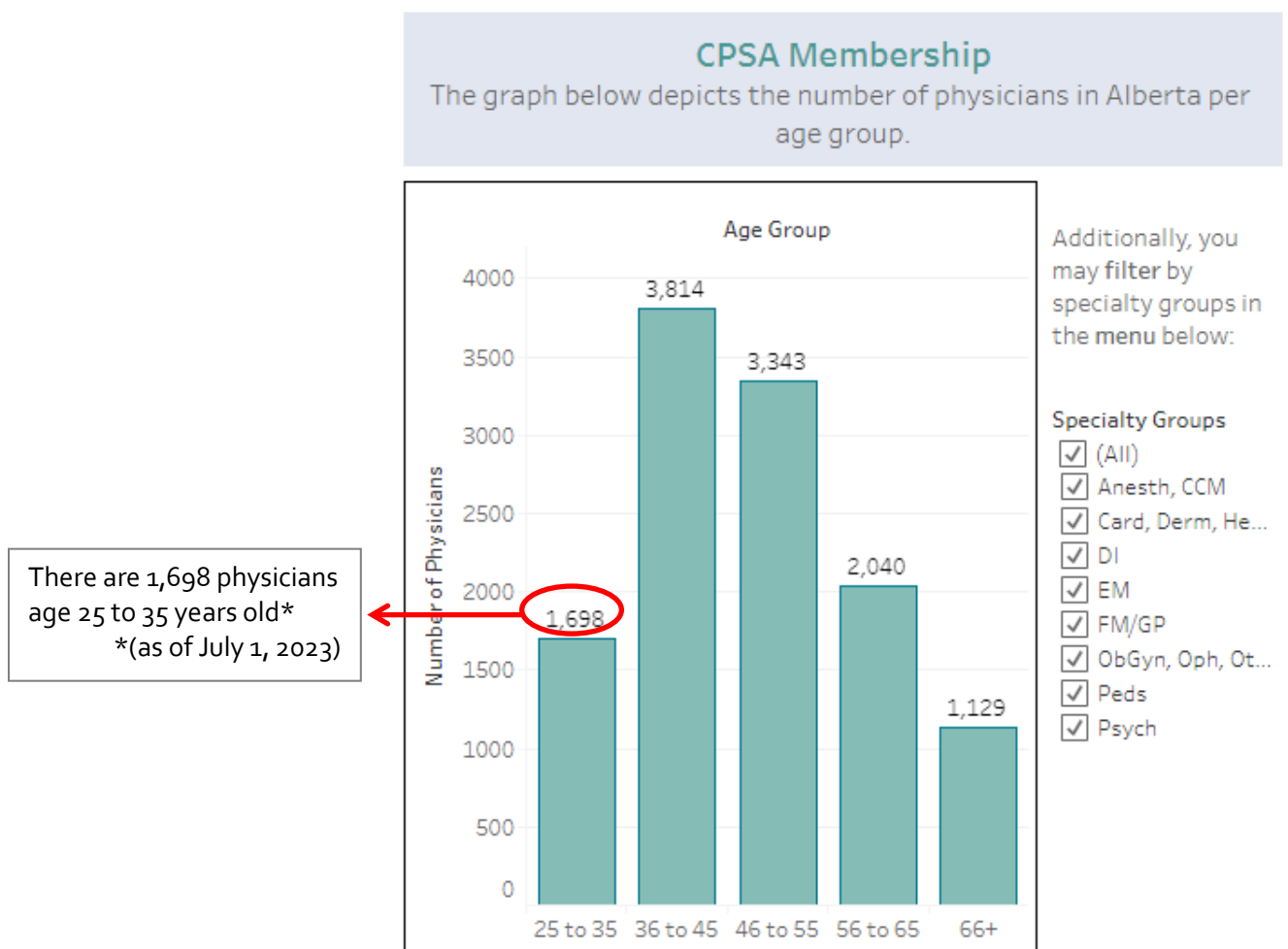
1. What you'll find in the Practice Checkup Dashboard

Tab	Contents
Intro	How to navigate, Purpose, Risk Outcomes, Contact, Credits and Survey.
Specialty Groups	To provide peer comparator groups, specialties have been grouped into eight categories. Most of the other tabs can be filter by specialty group.
Age	Factor overview, CPSA membership graph, Risk by age.
Registration Years	Factor overview, CPSA membership graph, Risk by registration years.
Gender	Factor overview, CPSA membership graph, Risk by gender.
Patients/day	Factor overview, CPSA membership graph, Risk by patients/day.
Work Days/week	Factor overview, CPSA membership graph, Risk by work days/week.
Teaching	Factor overview, CPSA membership graph, Risk by teaching hours.

Hospital Privileges	Factor overview, CPSA membership graph, Risk by hospital privileges.
Practice location	Factor overview, CPSA membership graph, Risk by practice location.
Training	Factor overview, CPSA membership graph, Risk by country of medical school training.
Time to Renew	Factor overview, CPSA membership graph, Risk by country of medical school training.
CME Credits	Details and instructions to claim credits.
Supplementary Material	Links to supplementary materials and documents.
References	List and links to relevant publications.

2. How to interpret the left-hand sided graphs: CPSA Membership

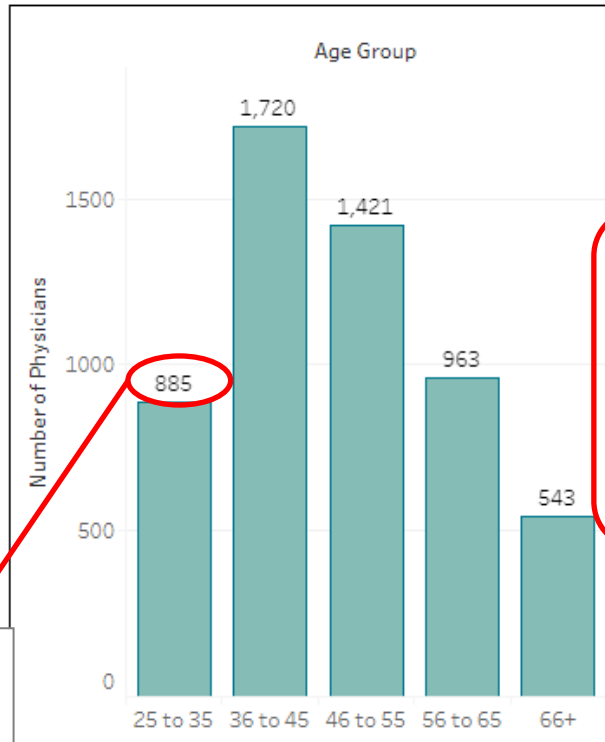
This graph shows a breakdown of registered Alberta physicians by a given factor. For instance, in the Age tab:



You might select a specialty group to see specific numbers:

CPSA Membership

The graph below depicts the number of physicians in Alberta per age group.



Additionally, you may filter by specialty groups in the menu below:

Specialty Groups

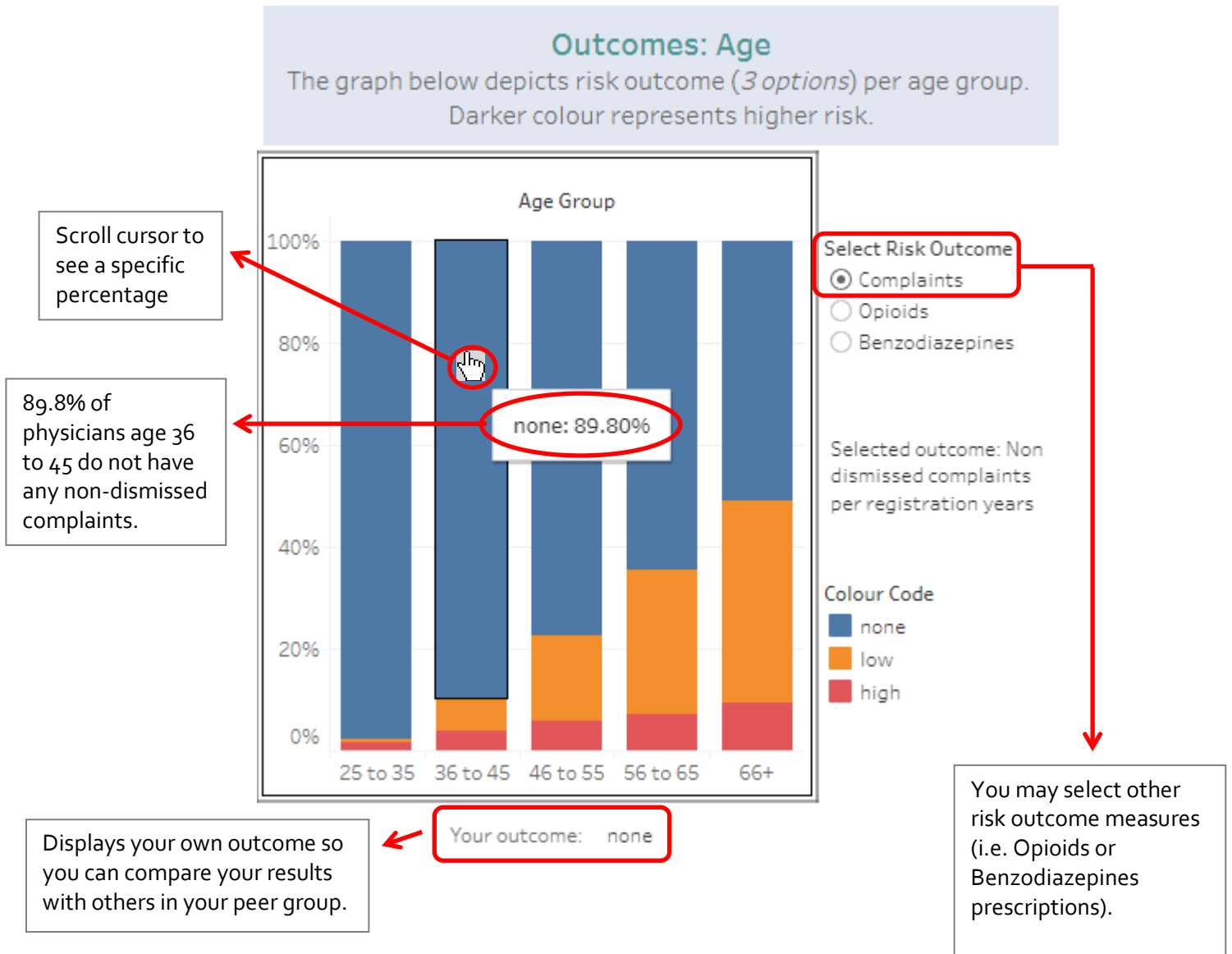
- (All)
- Anesth, CCM
- Card, Derm, He...
- DI
- EM
- FM/GP
- ObGyn, Oph, Ot...
- Peds
- Psych

There are 885 FM/GP physicians age 25 to 35 years old*

*(as of June 1, 2023)

3. How to interpret the left-hand sided graphs: Outcomes

This graph shows three different risk outcomes by a given factor. For instance, in the Age tab:



3. Claiming Continuing Medical Education (CME) Credits

MOC: Reviewing your MD Snapshot – Prescribing qualifies for non-certified CME credits under the Royal College of Physicians and Surgeons of Canada’s “Assessment” category of credit. Visit <https://www.royalcollege.ca/rcsite/cpd/maintenance-of-certification-program-e> and complete the following:

1. Select section 3 “Assessment Activities”.
2. Select “Practice Assessment” from the drop down menu that will appear after Step 1.
3. Answer questions regarding the activity (focus, length of time spent, self-reflection considerations, etc.).
4. Submit.

Mainpro+: Members of the College of Family Physicians of Canada can claim Mainpro+ credits in one of two ways, by visiting <https://www.cfpc.ca/en/education-professional-development/mainpro/mainpro-overview>:

1. Claim non-certified credits under the CFPC “Assessment” category of credit.
2. Complete a Linking Learning Assessment Exercise for 5 Mainpro+ certified credits.

Example of a Linking Learning Assessment Exercise:

Select two to three factors for this exercise. For each factor, ask yourself the following:

1. How might this factor impact or influence my practice?
2. Is this a modifiable risk or protective factor?
3. Can I do something to mitigate the potential impacts of this factor’s associated risk(s)? Or, are there ways I can enhance the potential positive benefits of this factor’s associated protection?

4. Practice Checkup Feedback

If you have any questions about your Practice Checkup or would like to provide feedback or suggestions, please contact us by:

- Using the secure “Report an Issue” function in the Physician Portal.
- Sending an email to REVU.Inquiries@cpsa.ab.ca