

MD Snapshot-Prescribing Manual

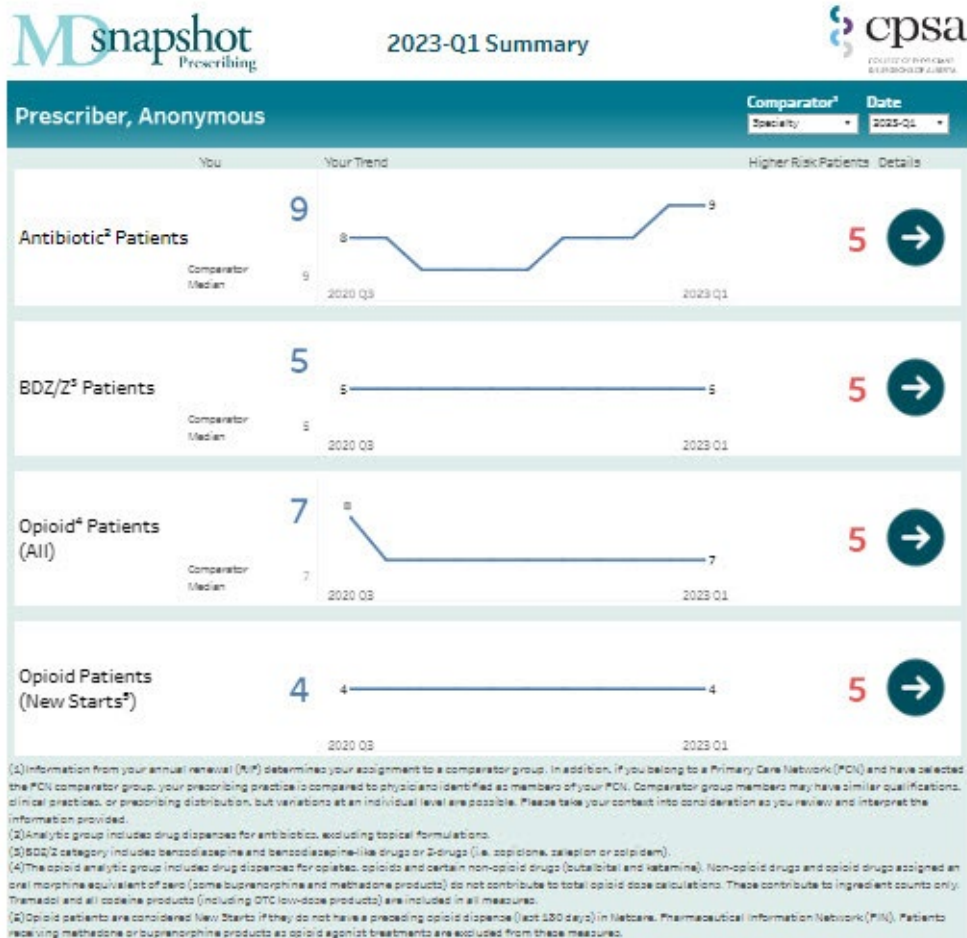
CPSA Portal: Analytics

For the best user experience, we recommend using Google Chrome to access MD Snapshot-Prescribing. After logging into the Analytics section of your secure CPSA Portal and selecting MD Snapshot-Prescribing, you will see the **landing page**, which includes summary patient trends for our four prescribing categories:

- Antibiotics
- Benzodiazepines/Z-drugs (BDZ/Z)
- Opioids
- Opioid New Starts (formerly opioid-naïve)



MD Snapshot Prescribing is a tool to improve prescribing awareness and support good patient care. Variations in practices and clinical complexities are recognized. Please consider your individual context when reviewing your Prescribing Snapshot. Questions? [Visit the program page by clicking here](#) or email us at MRInquiries@cpsa.ab.ca



MD Snapshot-Prescribing Menu

The **Menu** allows for easy access to and transition between each component of MD Snapshot-Prescribing.

This includes our **Supporting Material**, such as:

- An [overview](#) of MD Snapshot-Prescribing
- The [MD Snapshot-Prescribing Manual](#)
- The [latest Prescribing Companion](#)
- An [FAQ document](#)
- A [Glossary of Terms](#)
- [OME/DDD used](#) in MD Snapshot-Prescribing
- TPP Alberta's [Drug Utilization Atlas](#)
- A reference on [Comparator Groups](#)
- [Prescribing resources](#) on CPSA's website



Supporting Material

[Overview of MD Snapshot-Prescribing](#)

[MD Snapshot-Prescribing Manual](#)

[Prescribing Companion](#)

[Frequently Asked Questions](#)

[Glossary of Terms](#)

[Oral Morphine Equivalents \(OME\) & Defined Daily Doses \(DDDs\)](#)

[TPP Alberta's Opioid & Benzodiazepine and Antibiotic Atlas](#)

[Physician Prescribing Practices \(PPP\) Resources](#)

To access other pages within your MD Snapshot-Prescribing, hover your mouse over the three horizontal lines in the top, left-hand corner of your screen, then click on your desired page. To close the navigation pane, click "X". This approach is like using a back arrow on browsers. See the navigation section below for other transition options.



MD Snapshot Prescribing is a tool to improve prescribing awareness and support good patient care. Variations in practices and clinical complexities are recognized. Please consider your individual context when reviewing your Prescribing Snapshot. Questions? [Visit the program page by clicking here](#) or email us at AIR.Inquiries@cpsa.ab.ca



After bringing up the menu, clicking on the > to the right of each menu option allows you to navigate to the summary or list of higher-risk patients for each prescribing category.



Navigation


Navigation from the Summary Page provides access to measure trends for the previous 12 quarters and your prescribing details for each category. Navigation can be done in two ways:

1. Click on the Menu lines (in the top left corner of the screen as described above).



MD Snapshot Prescribing is a tool to improve prescribing awareness and support good patient care. Variations in practices and clinical complexities are recognized. Please consider your individual context when reviewing your Prescribing Snapshot. Questions? [Visit the program page by clicking here](#) or email us at AIR.Inquiries@cpsa.ab.ca

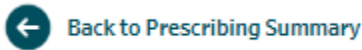
OR

- Click on the arrow at the end of each category. 



Navigation between views can be done in two ways:

- Click on the arrow in the top left corner of the category page, labeled "Back to Prescribing Summary".



OR

- Click on the Main Menu.

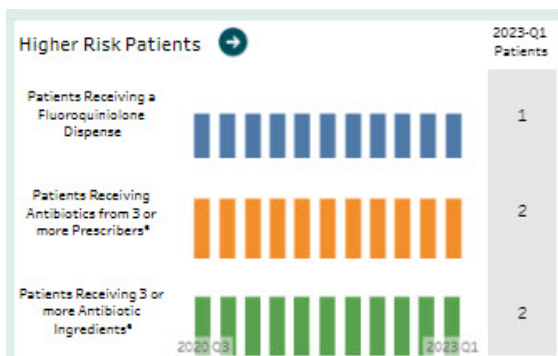
Patient Details for the Higher Risk Measures can be accessed in two ways:

- Click on the arrow in the top-right corner of the category page, labeled "Higher Risk Patient List".



OR

- Click on the arrow above the Higher Risk Patients bar graph.



Example of higher-risk patient details (names and PHNs are fictitious):

← Back to Benzodiazepine and Z-Drugs Summary **Benzodiazepine Higher Risk Patient List**

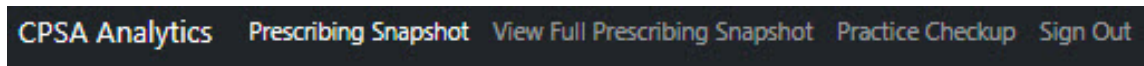
Prescriber, Anonymous Date: 2023-02

PHN	Patient Name	Sex	Age	Patient Total DDDs per day	Your DDDs per day Contribution	≥2 DDDs per day	BDZ/Z Patients 65+	3+ BDZ/Z Prescribers	3+ BDZ/Z Ingredients
[REDACTED]	[REDACTED]	M	66	6.30	2.10	●			●
[REDACTED]	[REDACTED]	M	65	6.15	2.05	●	●	●	●
[REDACTED]	[REDACTED]	M	64	6.00	2.00		●	●	

Summary reports

Full or Summary reports can be accessed in two ways:

1. Click on "View Full Prescribing Snapshot" from the black bar at the top of each page.

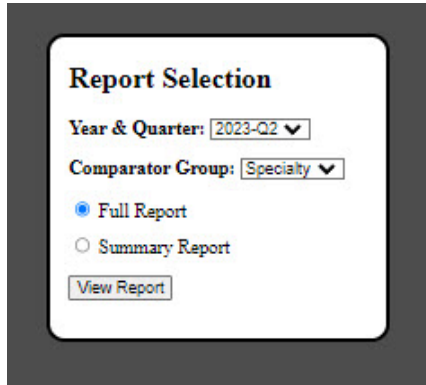


OR

2. Click on the **Menu** and select View Full Prescribing Snapshot.



Then, choose the Year & Quarter, Comparator Group and whether you want to see the Full or Summary report.



Report Selection

Year & Quarter: 2023-Q2 ▼

Comparator Group: Specialty ▼

Full Report

Summary Report

View Report

To print or save your report (Full or Summary) access the **View Full Prescribing Snapshot** (from either of the methods above), right-click on the white portion of the screen and select "Print" to direct the function to the desired printer, or select "Save as" to save to a file.

Back	Alt+Left Arrow
Forward	Alt+Right Arrow
Reload	Ctrl+R
Save as...	Ctrl+S
Print...	Ctrl+P
Cast...	
Search images with Google	

Please remember to store or dispose of your MD Snapshot-Prescribing securely as it prints with confidential patient information.

Additional functionality

Additional functionality when viewing your report includes the ability to:

1. From the top-right of the landing page, choose between your specialty comparator grouping and Primary Care Network (PCN) if you belong to one.

Physicians who practice in a PCN have the option of comparing their prescribing practices with other physicians within their PCN, or within their [specialty-based comparator group](#).

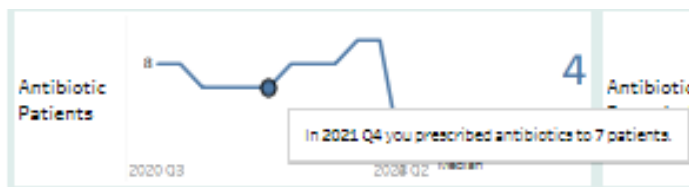
It is important to note the comparator groups differ among the drug categories. View our [Comparator Groups](#) document to learn more about the methodology for creating the comparator groups, as well as the specialties included within them.



- View data from a previous quarter (from a selection of 12 quarters) by selecting the desired year and quarter from the dropdown options.



- Hover your mouse over the line graph to see specific quarter data for each point.



- Hover your mouse over sections of the pie charts to review its details.



Footnotes

Footnotes include information pertinent to each page.

Example from the landing page:

(1) Information from your annual renewal (RIF) determines your assignment to a comparator group. In addition, if you belong to a Primary Care Network (PCN) and have selected the PCN comparator group, your prescribing practice is compared to physicians identified as members of your PCN. Comparator group members may have similar qualifications, clinical practices, or prescribing distribution, but variations at an individual level are possible. Please take your context into consideration as you review and interpret the information provided.

(2) Analytic group includes drug dispenses for antibiotics, excluding topical formulations.

(3) BDDZ category includes benzodiazepine and benzodiazepine-like drugs or Z-drugs (i.e. zopiclone, zaleplon or zolpidem).

(4) The opioid analytic group includes drug dispenses for opiates, opioids and certain non-opioid drugs (butalbital and ketamine). Non-opioid drugs and opioid drugs assigned an oral morphine equivalent of zero (some buprenorphine and methadone products) do not contribute to total opioid dose calculations. These contribute to ingredient counts only. Tramadol and all codeine products (including OTC low-dose products) are included in all measures.

(5) Opioid patients are considered New Starts if they do not have a preceding opioid dispense (last 180 days) in Netcare, Pharmaceutical Information Network (PIN). Patients receiving methadone or buprenorphine products as opioid agonist treatments are excluded from these measures.

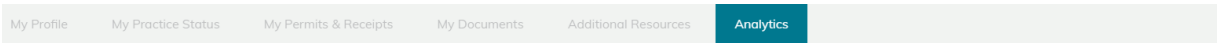
No Data

If there is no prescribing in any of the categories in a selected quarter, a zero value will be shown on the report. Inclusion of zero values allows for identification of practice changes over time. Refer to the example below.




Report an Issue

- a) If you notice or suspect an error within your data, or have any technical issues, use the "Report an Issue" button located in the **top right** corner on the Analytics homepage to **securely** report the issue to CPSA.



Physician Portal



- b) Please specify you're referring to MD Snapshot-Prescribing and provide as much detail in your report as possible to help us investigate your concern.
- c) Click submit when done.

Questions?

MD Snapshot-Prescribing is an educational resource physicians can use to improve the care they provide and is not intended as a judgement on prescribing practices. If you have any questions, please connect with us by:

- Using the secure "Report an Issue" function under the Analytics tab.
- Sending an email to AIR.Inquiries@cpsa.ab.ca. Please note that for privacy reasons, patient-specific details should not be included in the email.
- Calling 780-969-4935 or 1-800-561-3899 (extension 4935).